

Poverty isn't a **LINE**.
It's a **TIGHT KNOT** of social maladies.


Matthew Desmond

POVERTY, BY AMERICA

GEORGIA

RED FLAG

The 3rd-highest eviction filing rate in the nation

| GEORGIA | | NATIONAL | |
|--|----------------|----------|--|
|  EDUCATION | | | |
| Preschool enrollment: | 50.3 % | 48 % | |
| High school graduation gap: <i>(between high- and low-income)</i> | 11 % | 11.5 % | |
| Avg. student loan debt: | \$41.8K | \$43K | |

| HEALTH | | | |
|--|---------------|--------|--|
| Uninsured <i>(medical)</i> : | 13.4 % | 9.2 % | |
| SNAP recipients: <i>(food stamps)</i> | 1 in 7 | 1 in 9 | |
| SNAP per household member <i>(monthly)</i> : | \$132 | \$121 | |


| FINANCE | | | |
|----------------------|----------------|-----------------|--|
| Poverty rate: | 14 % | 11.9 % | |
| Child poverty rate: | 19.5 % | 16 % | |
| Minimum wage: | \$7.25 | \$7.25 | |
| Median income: | \$61.5K | \$70.7K | |
| Prison min. wage: | \$0 | \$0.14 – \$1.41 | |
| Unbanked households: | 7.4 % | 5.4 % | |


| HOUSING | | | |
|--------------------------------------|----------------|---------|--|
| Student homelessness: | 2.2 % | 2.7 % | |
| Eviction filing rate: | 18.8 % | 7.8 % | |
| Avg. housing voucher wait list time: | 39 mos. | 28 mos. | |
| Renters paying 30%+ income on rent: | 49.0 % | 49.6 % | |

CONSIDER THESE SELECT


ANTIPOVERTY POLICIES

DOES YOUR STATE...

have expanded Medicaid coverage for additional populations? 

protect housing voucher holders from discrimination? 

prohibit or highly regulate payday lending? 

spend above the national average of its TANF funds on basic assistance? 

have a progressive tax rate? 

JOIN THE FIGHT ANTIPOVERTY ORGANIZATIONS

[Access Reproductive Care-Southeast](#)

[Georgia Alliance to End Homelessness](#)

[Georgia Legal Services Program](#)

[SisterSong Women of Color Reproductive Justice Collective](#)

[9to5 Georgia](#)



LEARN MORE: sites.prh.com/poverty-in-your-state-sources